
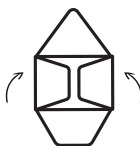
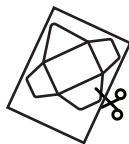
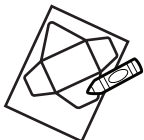


DIY THANK YOU CARD



SIMPLY FOLLOW THIS STEPS:

- 1 Print the front & back of the card on a single sheet of paper
- 2 Colour/decorate and write your message on the card
- 3 Cut the card out
- 4 Fold left and right
- 5 Fold bottom
- 6 Apply glue on top part then fold
- 7 Your card is ready!





happy
Mother's
Day

happy
Mother's
Day

happy
Mother's
Day

happy
Mother's
Day

happy
Mother's
Day

happy
Mother's
Day

happy
Mother's
Day

happy
Mother's
Day

happy
Mother's
Day